



Department of Public Health & Social Services

Dipattamenton Salut Pubbleko Yan Setbision Susiat

FY 2011 CITIZEN CENTRIC REPORT



MISSION STATEMENT

To assist the people of Guam in achieving and maintaining their highest levels of independence and self-sufficiency in health and social welfare.

ABOUT THE DEPARTMENT OF PUBLIC HEALTH AND SOCIAL SERVICES

The Department of Public Health and Social Services (DPHSS) was established on July 1, 1964 which makes DPHSS forty-eight years old. The Southern Region Community Health Center (SRCHC) in Inarajan has been in existence for over 20 years, first opening its doors in 1984. The Northern Region Community Health Center (NRCHC) in Dededo was established in 1998.

The Seal of the DPHSS is in the shape of a traditional Chamorro sling-stone with one latte stone pillar on each side (signifying the Divisions of Environmental Health/Senior Citizens and within, two helping hands next to the latte stones (signifying the Division of Public Welfare and a medical winged caduceus international medical symbol in the center (signifying the Division of Public Health).

Guam Public Law 28-80 - Natasha Protection Action of 2005 which prohibits smoking in public places; Executive Order No. 2007-18 which mandates all Government of Guam workplaces to be tobacco-free; and Guam Public Law 30-63 - Prohibits smoking within twenty (20) feet of an entrance or exit of a public place where smoking is prohibited.




FY 11 DEPARTMENT HIGHLIGHTS

- 532,013 meals were served through the Elderly Nutrition Programs to about **2,092** program participants
- Healthy Mothers Healthy Babies Fair - Total of 102 families seen and 388 individuals which included children zero to five years of age
- Staff participated in the Salvation Army 2011 Homeless Count for the central and northern villages
- Hawaii Shriners Hospital for Children and Orthotics team conducted clinics and saw 600 children
- Increased the number of Immunization Clinics and Outreaches in the summer prior to the start of school
- Chronic Disease and Control Program Health Fairs
- National Citation from Food and Nutrition Services - US Dept. of Agriculture recognizing Guam Quality Control as one of the top states with completion rate of Quality Control Reviews of over 98%

PERFORMANCE

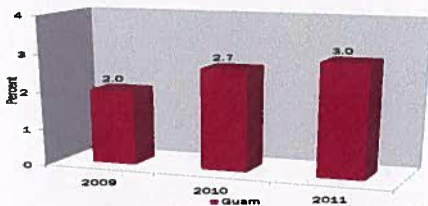
Division of Senior Citizen Program Accomplishments	Clients Served			Units of Services		
	FY 2011	FY 2010	FY2009	FY 2011	FY 2010	FY2009
Program						
Case Management	2,211	2,119	2,021	28,900	21,649	16,925
Legal Assistance	1,624	1,313	895	3,012	4,377	4,263
Transportation Services	3,235	2,991	2,373	116,823	107,865	94,305
Senior Center Operations	2,829	2,819	2,635	185,308	177,429	172,829
Elderly Nutrition - Congregate	2,622	3,452	3,317	202,045	235,541	186,649
Elderly Nutrition - Home-Delivered	3,607	2,508	2,420	329,968	346,416	344,530
In-Home Services	1,139	1,036	929	44,875	43,478	41,443
Adult Day Care	199	204	229	155,197	135,762	122,882
National Family Caregiver Support Program	693	545	458	23,369	17,929	14,608
Adult Protective Services (w/Emergency Receiving Home)	267	218	158	17,831	20,326	15,930
Information, Referral and Assistance	907	881	1,157	36,511	11,487	10,913
Disease Prevention Health Promotion	894	893	841	894	893	1,958
Medication Management (For FY 2010, data includes Liberation Day Parade Contacts)	2,284	4,507	2,386	2,284	4,507	2,386

Guam's Health Today: Heart Attack




Source: BRFSS 2009-2010

Guam's Health Today: Heart Disease




Source: BRFSS 2009-2010

Guam's Health Today: Stroke



Source: BRFSS 2009-2010

Guam's Health Today: Diabetes



Source: BRFSS 2009-2010

DEH # of Services	FY 2011	FY 2010	FY 2009
Inspections	951	899	892
Foodborne Illness Investigations	1	0	4
Plan Review	498	523	428
Pre-Operation Inspections	567	553	515
Consultations	1,098	1,230	1,043
Total Services	3,115	3,205	2,882

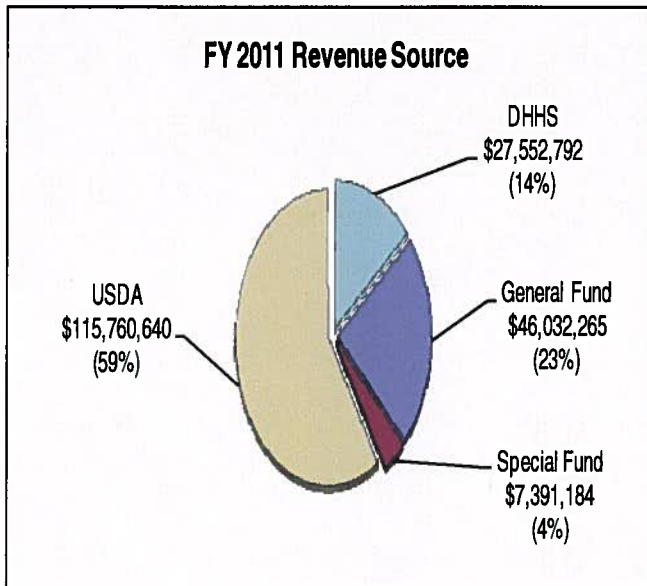
DEH # of Certificates	FY 2011	FY 2010	FY2009
Health Certificate	31,444	32,706	30,542
Sanitary Permit	3,060	3,200	3,087
Controlled Substances Registration	298	309	252
Deratting Exemption Certificate	8	124	171
Business Clearances	950	1,160	1,180
Total Certificates	35,760	37,499	35,232

Division of Public Welfare - Total Average Caseload by Program			
Fiscal Year:	FY 2011	FY 2010	FY 2009
Supplemental Nutrition Assistance Program (SNAP)	13,884	11,595	9,065
Temporary Assistance for Needy Families (TANF)	1,372	1,264	1,081
Adult Programs	224	448	457
General Assistance Program	566	446	401
Medicaid	8,239	7,745	6,906
Medically Indigent Program (MIP)	5,902	5,491	4,519

FINANCIAL REPORT

FY 2011 Revenues - Where Did Our Funds Come From?

There are three main funds in DPHSS; the General Fund, the Federal Funds, and the Special Funds. The General Fund (100) is the primary fund from the local government. The Federal Funds are granted from the US Department of Agriculture (USDA) and US Department of Health and Human Services (DHHS). The Special Fund consists of various programs that help fund the DPHSS. These programs include the Community Health Centers (105), Health Professional Licensee (241), Health and Human Services (270), Controller Substance (272), Environmental Health (600), and Healthy Futures (602). Special Funds accounts are for revenues that are restricted to specific purposes.



Division/Bureau/Section	FY 11 Gen Fund Expenditures	FY 10 Gen Fund Expenditures
Office of the Director	\$400,851	\$2,591,180
Chief Public Health Office	\$3,000	\$195,786
Community Health Services	-	\$104,072
Communicable Disease Control	-	\$12,402
Professional Social Services	-	\$4,228
Primary Care Services	\$2,399	\$178,136
Family Health and Nursing	\$962	\$74,230
Medically Indigent Program	\$15,727,524	\$93,647
Foster Care	\$1,871,531	\$1,524,332
Division of Senior Citizens	\$208,194	\$184,171
Adult Protective Services	\$468,125	\$473,456
Division of Environmental Health	\$552,666	\$502,973
Financial Management Services	\$187,414	\$164,713
Supply Section	\$120,502	\$86,993
Management Support Services	\$167,391	\$155,239
Facilities and Maintenance	\$872,206	\$950,594
Systems Group	\$286,820	\$381,792

FY 2011 AND 2010 EXPENDITURES COMPARISON

SOURCE	FY 2011	FY 2010
General Fund	46,032,265	52,697,580
Special Fund	7,391,184	7,320,878
100% Federal USDA	115,760,640	105,286,970
100% Federal DHHS	27,552,792	21,653,302
Total	\$ 196,736,881	\$ 186,958,730

Office of Public Accountability 2011 Financial Audit which only reflects DPHSS FY 2011 general fund expenditures and does not include federal grants.

In FY11, \$115,760,640 where USDA issued to SNAP (formally known as the Food Stamps Program) recipients to enable them to increase their food purchasing power using SNAP benefits that are redeemed at authorized retail grocery stores throughout our island. SNAP provides for the basic nutrition assistance benefit for low-income people. The primary mission is to increase food security and reduce hunger. SNAP benefits are 100 % federally-financed.

These are the funds that comprise the Department of Public Health and Social Services' budget for F.Y.2011. It allows DPHSS to serve the community of Guam. The Independent Audit and the Single Audit were performed by Deloitte & Touché and released by the Office of the Public Accountability (OPA) for year ending September 30, 2011. For more information, you may visit the Office of Public Accountability's website at <http://www.guamopa.org/>.

FUTURE OUTLOOK

Guam is experiencing an epidemic of Noncommunicable Diseases (NCDs) such as heart disease, stroke, cancer, and diabetes. The burden of these diseases, including their associated risk factors, has surely affected each and every family in the island of Guam. In May 2010, the Pacific Island Health Officers Association (PIHOA) declared a regional state of health emergency due to the epidemic of NCDs in the six US Affiliated Pacific Islands (US API), including Guam.

Despite all these barriers, it is important to point out that Guam has valuable assets which are keys to successful program implementation. These assets drive current NCD initiatives for Guam. A strong asset that Guam possesses is DPHSS' strong leadership and partnerships with various government agencies, businesses, non-profit and faith-based organizations that are all highly motivated and well versed in community health issues. Partnerships also include regional and national support to help advance various health initiatives on Guam. Most are supportive of community health initiatives to include those that target chronic disease prevention and control, and related risk factors. Consequently, because of the poor state of health in our island, these organizations have gravitated towards each other to address and provide solutions on complex community health problems by providing programs, activities and other health services.

Guam NCD Plan: A great example of collaborative efforts was the *process* used to develop the NCD Strategic Plan for Guam through funding from the Secretariat of the Pacific Community (SPC), a non-government organization based in Noumea, New Caledonia. Multiple partners, coalitions and representatives from the various sectors were engaged to identify and prioritize critical health concerns related to the incidence and prevalence of chronic diseases on Guam. A Community Forum was conducted in January 2011 wherein each action team presented action plans for their respective focus addressing the risk factors such as smoking, nutrition, alcohol, physical activity, and obesity (SNAPO). The community was able to provide input in prioritizing the activities being addressed in the first ever developed Guam's NCD Strategic Plan. These efforts also led to the establishment of the Non-Communicable Disease (NCD) Consortium.




Guam Food Safety Education Month Fair



DPHSS Volleyball Team



2012 Commissioner's award from the Administration on Children, Youth and Families



WE WANT TO HEAR

FROM YOU

Do you like this report? Do you believe it should include more information? Please let us know by contacting James W. Gillan, DPHSS Director at 735-7102 or james.gillan@dphss.guam.gov or Bertha Tajjeron, Program Coordinator, at 735-7125 or bertha.tajjeron@dphss.guam.gov For further news about the department, please visit www.dphss.guam.gov or write to us at 123 Chalan Kareta, Mangilao, Guam 96913-6304.