



Guam Department of Education

Citizen's Centric Report

August 2016

FY 2015
SY 2014-2015
SY 2015-2016

In this issue

- ABOUT GDOE 1
- PERFORMANCE 2
- FINANCES 3
- OUTLOOK 4

Guam Department of Education Goals

- Goal # 1 All students will graduate from high school prepared to pursue post-secondary education on or off-island or to assume gainful employment with the private or public sector
- Goal # 2 All students will successfully progress from grade to grade and from one level of schooling to another in order to maximize opportunities to successfully graduate from high school
- Goal # 3 All Guam Department of Education personnel will meet high standards for qualifications and on-going professional development and will be held accountable for all assigned responsibilities
- Goal # 4 All members of the Guam Department of Education Community will establish and sustain a safe, positive and supportive environment
- Goal # 5 All Guam Department of Education's operations activities will maximize the critical uses of limited resources and meet high standards of accountability

About Us GDOE is a single unified school district consisting of Kindergarten thru 12 grade. Our 26 Elementary Schools, 8 Middle Schools, 6 High Schools, and 1 alternative school serves nearly 31,000 students, and is managed by the Superintendent who is the Executive Secretary of a 12 – member Guam Education Board (GEB). **School Performance Report Card** The purpose of the school report card (P.L. 26-26) is to monitor trends among schools and progress in achieving the goals in the mission statement. The report contains information on demographics, student achievement, special program offerings, faculty, budget, and exemplary programs. School report cards can be viewed at www.gdoe.net.

Accreditation News In February 2016, GDOE became the first school district in the nation to receive district-level accreditation (6 yrs.) from the Western Association of Schools and Colleges. 25 of GDOE's schools are accredited by the WASC. In SY 14-15, seven of GDOE's accredited schools were visited by WASC teams and their accreditation status either affirmed or renewed; and 4 elementary schools were newly accredited.

Graduation / Dropout Info There were 1,964 graduates in SY14-15, representing an increase of 5.3% over the previous SY. In SY14-15, the cohort graduation rate was 76%, an increase of 3 percentage points over the previous SY of 73%. In SY 14-15, there were 481 students or 4.7% who dropped out, 39 less students than in SY 13-14.

Disability Categories	# of Students in the Category	% Students in the Category
Autism	181	9.1%
Deaf-Blind	1	0.1%
Developmental delay (0-5 only)	37	1.9%
Emotionally Disturbed	102	5.1%
Hearing Impaired	44	2.2%
Intellectual Disability	63	3.2%
Multiple Disabilities	94	4.7%
Orthopedically Impaired	18	0.9%
Other Health Impaired	203	10.2%
Specific Learning Disability	1058	53.0%
Speech/language Impaired	177	8.9%
Traumatic Brain Injury	2	0.1%
Visually Impaired	17	0.9%
TOTAL	1,977	100.0%

Child Count for Children ages 3-21+ as of October 01, 2015

SPED GDOE's Division of Special Education Part B Program provides special education related services to children with disabilities. Total students served as of October 1, 2015 was 1,977, or 6% of total enrollment.

By the Numbers SY 2015-2016 (as of September 30, 2015)	
Enrollment <small>*Students are counted in their school population.</small>	
*Headstart	514
Elementary	13,576
Middle	6,675
High	10,017
Alternative	39
Total	30,821
School Sites <small>**Tiyan High School Opened August 2014.</small>	
Elementary	26
Middle	8
**High	6
Alternative	1
Total	41
Personnel By Funding (as of PPE October 2015)	
Local	2,905
Federal	877
Fed/Local	115
Total	3,897

	GRADUATION		DROPOUT			
	SY13-14	SY14-15	SY13-14	SY13-14	SY14-15	SY14-15
High School	Number	Number	Number	Rate (%)	Number	Rate (%)
G. Washington	451	377	149	5.6%	79	4.1%
J.F. Kennedy	481	484	122	4.6%	124	6.0%
Okkodo	257	304	67	4.4%	61	3.4%
S. Sanchez	376	353	89	4.6%	83	4.2%
Southern	300	302	93	6.0%	81	5.2%
Tiyan	n/a	144	n/a	n/a	53	4.1%
Total	1,865	1,964	520	5.3%	481	4.7%



ACT Aspire and SBA In SY 14-15 GDOE students participated in the nationally referenced ACT Aspire and the locally developed Guam Standards-based Assessments (SBA) for the first time. ACT Aspire is the official state-wide assessment for the Common Core State Standards in English/Language Arts and Math for GDOE students Grades 3 thru 10. The SBA will assess the following content areas: English/Language Arts, Math, Science and Social Studies. The assessment is aligned with both the Common Core State Standards and the Content Standards and Performance Indicators. For the full assessment SY14-15 report, visit <https://sites.google.com/algdoe.net/gdoe/asper-school-report-cards>.

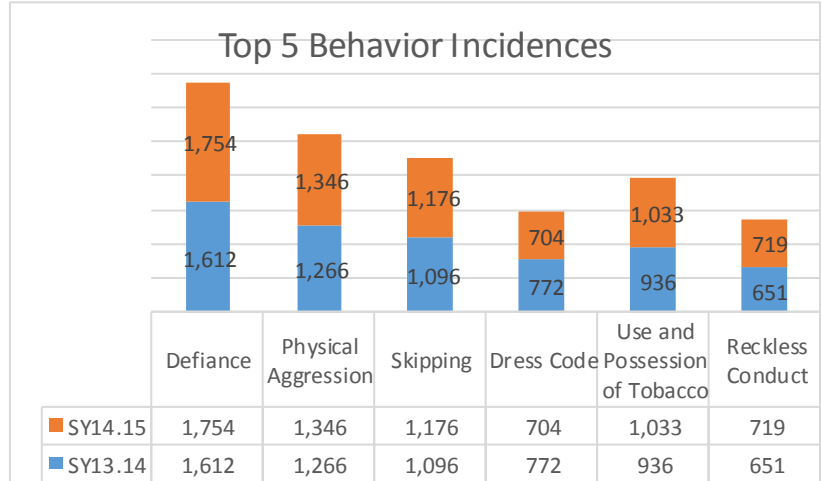
GRADE LEVEL	ENGLISH			READING			MATH		
	SAT 10 'Adv. & Prof.'	ACT Aspire 'Ready'	+/-	SAT 10 'Adv. & Prof.'	SBA 'Adv. & Prof.' ACT Aspire 'Ready'	+/-	SAT 10 'Adv. & Prof.'	SBA 'Adv. & Prof.' ACT Aspire 'Ready'	+/-
1	11%	n/a	n/a	42%	39%	-	28%	49%	+
2	4%	n/a	n/a	16%	47%	+	15%	42%	+
3	10%	41%	+	15%	10%	-	12%	17%	+
4	14%	44%	+	17%	11%	-	16%	14%	-
5	12%	45%	+	10%	12%	+	9%	10%	+
6	11%	48%	+	13%	13%	-	6%	14%	+
7	13%	52%	+	14%	17%	+	5%	6%	+
8	15%	54%	+	19%	25%	+	5%	3%	-
9	6%	31%	+	12%	16%	+	1%	4%	+
10	4%	37%	+	9%	16%	+	1%	3%	+
11	4%	n/a	n/a	12%	44%	+	1%	Multiple	+
12	6%	n/a	n/a	14%	52%	+	1%	Multiple Subject	+

The **ACT Aspire** performance standard levels are: **Ready** indicates student met the ACT Readiness Benchmark and is on target for 50% or higher likelihood of college course success by Grade 11; **Close** indicates student scored below but near the ACT Readiness Benchmark; **In need of support** scored substantially below the ACT Readiness Benchmark. The **SBA Standards-Based Assessment** performance standard levels are: **Advanced** signifies superior performance, beyond grade-level mastery; **Proficient** represents solid academic performance, indicating students are prepared for the next grade; **Basic** indicates partial mastery of the knowledge and skills that are fundamental for satisfactory work; **Below Basic** indicates little or no mastery of fundamental knowledge and skills. In SY14-15, 21,946 students participated in the ACT Aspire 22,413 students participated in the SBA. Table above are SAT10 SY13-14, ACT Aspire SY14-15 and SBA results.

Student Support Services Division

Table below shows total number of truancy incidences while table below right compares top behavior incidences in SY14-15, indicating increases in all areas except dress code. when compared to previous school year. Data is compiled by GDOE SSS Division and reflects the total events/incidents and not distinct students. For the full report, go to at <https://sites.google.com/algdoe.net/studentsupportservices/home>

TRUANCY SY 14-15	Elementary		Middle		High	
	Male	Female	Male	Female	Male	Female
3 unexcused	295	265	29	11	76	74
6 unexcused	130	108	37	16	58	47
9 unexcused	60	64	33	19	41	33
12 unexcused	29	26	7	5	15	10
> 12 unexcused	70	76	23	24	83	55



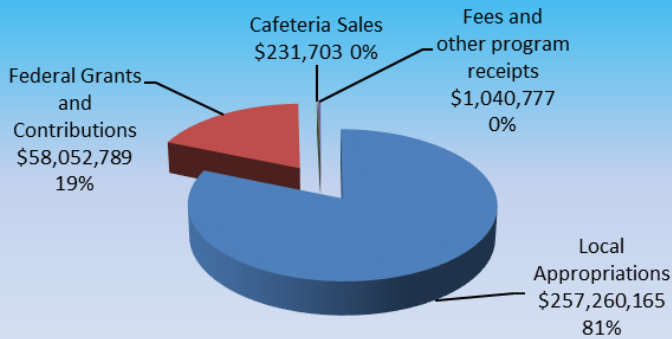
GDOE CNP Table below, is the number of reimbursed meals (lunch & breakfast) served under GDOE's Child Nutrition Program (School Lunch Program for SY15-16 and SY14-15).

NATIONAL SCHOOL LUNCH & B-FAST PROGRAM	LUNCH						BREAKFAST					
	FREE	PAID	REDUCED	TOTAL LUNCHES SERVED	* ADP	ENROLL-MENT	FREE	PAID	REDUCED	TOTAL B-FAST SERVED	* ADP	ENROLL-MENT
SY 2015-2016**	1,724,159	228,950	17,288	1,970,397	12,550	33,440	942,692	110,557	6,228	1,059,477	6,748	33,440
SY 2014-2015**	2,483,897	259,023	29,300	2,772,220	17,657	30,661	1,464,248	127,076	11,321	1,602,645	10,208	30,661
Variance	-759,738	-30,073	-12,012	-801,823	-5,107	2,779	-521,556	-16,519	-5,093	-543,168	-3,460	2,779
% of Variance	-30.59%	-11.61%	-41.00%	-28.92%	-28.92%	9.06%	-35.62%	-13.00%	-44.99%	-33.89%	-28.92%	9.06%

* Average Daily Participation; ** SY14-15 audited figures, SY15-16 figures are unaudited, & subject to change.

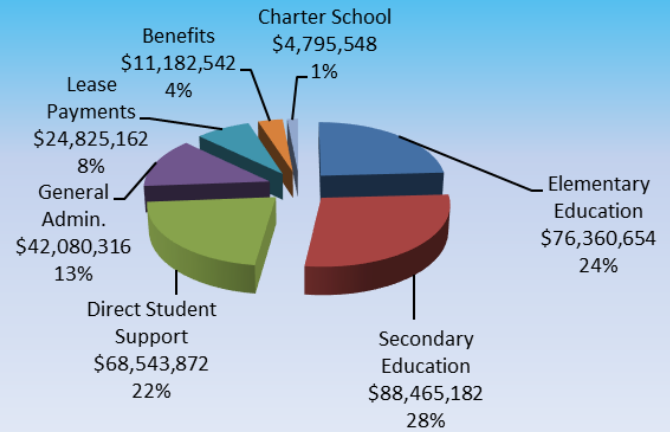


Revenue Breakdown FY 2015



*Numbers may not exactly match the chart above due to rounding

Expenditures Breakdown FY 2015



The total revenues for the year ended September 30, 2015 is **\$316,585,434**.

As a GovGuam line agency, GDOE received **81%** of its funds thru **Local Appropriations**: the General Fund, Salappe Prinsepap Fund, Territorial Education Facilities Fund, Interscholastic Sports Fund, Health & Physical Activities Fund, Public Library Resources Fund, Textbook Fund and Chamorro Studies.

18.3% or **\$58,052,789** of revenue is from **Federal Grants and Contributions**.

\$1,272,480 from **Cafeteria Sales, Fees and Other Program Receipts** made up the remainder of the revenue for GDOE.

Total expenditures for the year ended September 30, 2015 is **\$316,253,276**. **52%** or **\$164,825,836** is for **Elementary and Secondary Education**; these expenditures included salaries, benefits, contractual services, utilities, supplies, and equipment. **22%** of expenditures are attributed to **Direct Student Support**, to include: special education, gifted and talented program, student support services, and head start.

13% was spent on **General Administration** and **1%** or **\$4,795,548** was transferred to the Guahan and iLearn Academy charter schools.

8% of expenditures or **\$24,825,162** were for the **Lease payments** for Adacao Elementary, Ligan Elementary, Astumbo and Untalan Middle, Okkodo High, John F. Kennedy High, Tiyan High, and Okkodo High School expansion.

4% or **\$11,182,542** was expended on retiree healthcare benefits.

The **primary** component of GDOE's expenditures are in personnel, representing **\$226,171,991** or **71.52%** of total expenditures in FY15. When compared to FY14, these expenditures increased by **\$8.7M**.

Utilities (power, water, telephone) expenses made up **5%** or **\$15,579,564** of expenditures.

Additional Discussion

From FY14 to FY15, total assets **decreased** by **\$10.6** million and total liabilities **decreased** by **\$42.3** million resulting in an overall **decrease** in net assets of **\$24.1** million. The **\$44M** decrease in noncurrent liabilities related to the Okkodo expansion and Tiyan lease were primary drivers for the **\$42.3M** decrease in total liabilities.

Total Revenues in FY15 **increased \$20.9M**, from **\$295.6M** to **\$316.5M**, **\$17.4M** more in total appropriations and **\$3.4M** more in Federal Grants and Contributions when compared to FY14.

FY15 marked the 5th year, GDOE's U.S. Dept. of Education grant funding has been supervised by a third party fiduciary agent under special conditions to address GDOE's 'high risk' grantee status. Progress on the comprehensive correction action plan to remove GDOE from this status is reported to USDOE quarterly. The plan and the Single Audit Report are available on GDOE's website www.gdoe.net.

GDOE received **\$2M** in U.S. Dept. of Interior funding in 2015; the funding is earmarked for furthering access and use of technology for students in the classroom.

GRANTOR	FY2015	FY2014	CHANGE
U.S. Dept. of Agriculture	\$12,199,577	\$11,104,269	\$1,095,308
U.S. Dept. of Defense	621,558	1,015,697	-394,139
U.S. Dept. of Education	40,023,464	39,977,646	45,818
U.S. Dept. Health & Human	2,726,498	2,720,063	6,435
U.S. Dept. of Interior	9,951,922	7,706,840	2,245,082
TOTALS	\$65,523,019	\$62,524,515	\$2,998,504

Federal Grants and Programs

FY15 expenditures thru a variety of federal grants (table at left) represents **\$65.5M** or **20.7%** of total expenditures of **\$316,253,276**.

Independent Audit

The independent audit was performed by Deloitte & Touche. The independent audit received an unmodified opinion.

OUTLOOK

GUAM EDUCATION BOARD INFO



In January 2016 the Guam Education Board elected Lourdes B. San Nicolas GEB Chair and Rosie R. Tainatongo GEB Vice Chair, after they and other elected members began their second year (2015-2016) term. GEB consists of 12 members: 6 elected members (San Nicolas, Tainatongo, Lourdes Benavente, Dr. Jose Cruz, Maria Gutierrez, Peter A. Ada); 3 appointed: (Kenneth Chargualaf, Charlene Concepcion, Ryan Torres); and 3 ex-officio, non-voting members: an alternating student representative; Audrey Perez, GFT (collective bargaining unit representative); and Mayor Rudy Matanane, Mayor's Council of Guam representative.

NASBE Stipend Grant Award

In April 2015, the GEB was awarded a \$14K National Association of State Boards of Education (NASBE) Stipend mini-grant to fund initiatives to promote school leadership, next generation science standards, and college and career readiness. The award funded teacher stipends and student STEM projects at Jose Rios middle school; GDOE's first Islandwide College Fair (summer 2015); and an online (administrator's toolkit) resource to help school administrators implement the 5 District Level expectations under the State Strategic Plan.

Superintendent Contract Renewed In December 2015, the GEB approved the renewal of GDOE Superintendent Jon J.P. Fernandez's employment contract set to expire in June 2016. Executed in March 2016, the contract terms are effective July 1, 2016 thru June 30, 2020.

Curriculum & Instruction GDOE completed its 1st year Pre Kindergarten Pilot Program, with an enrollment of 72 students at J.Q. San Miguel, Lyndon B. Johnson, Marcial Sablan and Finegayan elementary schools. In January 2016, the GEB approved K-12 Health & Secondary Consumers Family Sciences (CFS) textbook adoptions.

FY2016 Authorized Budget GDOE's FY16 appropriations (P.L. 32-181, 32-120, 32-219) totaled \$226M and a 3% or \$6.6M reserve has been imposed on GDOE FY16 allotments. A total of \$5.7M from GDOE's operating budget has been allotted for charter schools: \$3.3M for Guahan Academy Charter School and \$2.4M for the newly chartered *iLearn*.

Facilities Updates & New Funding


Construction at Tiyan In December 2015 GDOE opened the newly constructed Tiyan High School gymnasium and anticipates the completion of additional headquarter space by the end of 2016. This will mark the full consolidation of GDOE administrative operations in one single location.

Sports Facility Repairs Repairs and renovations at Jose L.G. Rios Middle School gymnasium (pictured right) were completed in 2016. P.L. 32-60, 33-09 provided new and continuing funding (Limited Gaming Fund) for GDOE sports facility repairs, construction, equipment and supplies.

Renewable Energy GDOE expects to finalize an agreement to install ground-mounted solar panels in 4 GDOE leased schools: Okkodo High, Astumbo Middle, Adacao and Ligan elementary schools.

DOI Phase III ABC Initiative Yields Capital Funds Fire alarm repairs (various schools) and the installation of a fire alarm and bell/public announcement system at Southern High have been approved for funding (\$1M) under U.S. Dept. of Interior Office of Insular Affairs' Phase III of the Insular Assessment of Buildings and Classroom Initiative.

The initiative sets aside \$1M of OIA Capital Improvement Project funds each year, beginning in FY15 thru FY18 to address deferred maintenance projects in GDOE schools. The second year (FY16) \$1M funding will be used to



repair fire alarms in other schools, repair/install PA systems and improve drainage systems at various schools.

\$100M Lease Lease Back Financing Several bid protests and resultant appeals have stalled the awarding of \$100M in lease lease-back financing to repair/replace SSHS, update GDOE's facilities master plan, and fund deferred maintenance projects. Upon resolution of the appeals, GDOE will proceed with RFP 730-5-1054-6-YIG under the lease lease back financing authorized under P.L. 32-121.

Federal Funding: GDOE's current FFY15 federal funding levels (major grants) as well as, anticipated FFY16 requests is shown in table below.

FEDERAL FUNDS	FFY 15	FFY 16 ANTICIPATED REQUEST
Consolidated Grants	\$24,925,098	\$ 25,958,905
Head Start	\$2,570,248	\$2,570,248
SPED Part B	\$14,096,945	\$14,120,991
SPED Part C	\$1,487,272	\$1,489,809
Child Nutrition Program	\$10,476,806	\$10,476,806

We appreciate your feedback. GDOE Management can be contacted at: Guam Department of Education, 500 Mariner Ave Barrigada, Guam 96913 Email: Superintendent@gdoe.net or visit our website at www.gdoe.net

References:

- Fernandez, JP (2015, October 28). SY 2014-2015 Annual State of Public Education Report. Retrieved from Guam Department of Education online website: <https://sites.google.com/a/gdoe.net/gdoe/asper-school-report-cards/>
- Deloitte & Touché. (2015). *Financial Statements, Additional Information and Independent Auditor's Report*. Retrieved from Guam Department of Education online website: <https://sites.google.com/a/gdoe.net/financial-administration/reports/audit-reports>

